

# Guidelines for cable drum handling during transport and storage

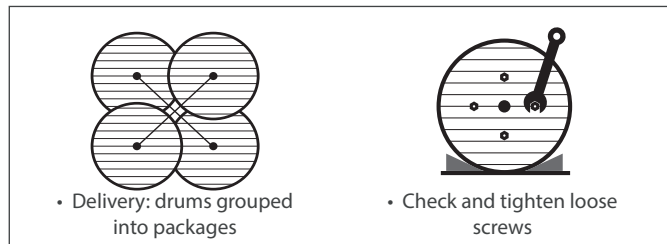


## DELIVERY


Cable drums with a size of 400 mm to 1600 mm are supplied, stacked and strapped with steel bands, so that in packages combined drums can be unloaded quickly and safely.

From a drum size of 1800 mm, the reels are arranged space-saving and transversely to the direction of travel and secured with transport belts.

Upon delivery, the screws must be checked and maybe tightened, as these may get loose during transit or by temperature conditional shrinking of the wood.




## PROTECTIVE EQUIPMENT



## TRANSPORT OF CABLE DRUMS

Cable drums should only be transported with suitable lifting equipment such as forklift. Lifting the drums is only permitted from the flange side. Here, the forks of the forklift truck must be longer than the total length of the cable drum, so that both flanges are resting on the forks. When unloading, the forks shouldn't touch the ground. Leave space between the drums so that the forks will not damage the disconnected drums.



If unloading the cable drums with a crane an axle must be used to avoid lateral pressure on the flanges.

If no lifting vehicle is available, the cable reels must be unloaded by a ramp with a slope of 1:4. Serving woods before the ramp and a hedge of the drums by means of ropes provide a safe roll down of the cable drums.

## TRANSPORT OF CABLE DRUMS

**Note: The wooden drums may never be dropped from a vehicle!**

The cable drums are - if possible - to be unloaded at the location to which the cable is unwound later. The steel bands must be cut and removed away with a steel band cutter. For your safety the workers must wear work gloves. After unloading the cable drums at the destination, employees may roll the reels by hand (if necessary).

Here, the rolling motion may be controlled at all times so that a rolling or tipping of the drums is prevented. Obstacles that get in the way must be eliminated. The cable drums may be touched the move, change in direction or to stop, only from the side or on the rear side of the drums. During transport the employees are not allowed to be in front of rolling drums. Physical burden during transport should be avoided. If the cable drum is brought to the destination, it must be secured against rolling with planks or wedges.

## STORAGE

At the destination cable drums must be secured against rolling away with planks or wedges. The location for the storage of cable drums must be flat and dry. The reels must be protected from direct sunlight and moisture. If the drums are stored outside, they must be covered with a tarp or sold under a pent roof. They should be stored on a stable surface, preferably concrete floor, in order to avoid the decrease of resulting changes to the cable drums. Leave space between the cable drums to allow air circulation. During the storage period cable drums must be rotated every three months by 90° so that they do not warp. For longer storage, a regular check is recommended.

